




Turned Products 13S

Effective Date May 1st, 2009



Turned Posts Pages 3-5

Product	Pages
Specie Chart	2
Divider Spindles	3
8' Turned Posts	4-5
Handrail/Balusters/Balls	6-7
Post Tops/Finials	8-9
Legs, Island Columns	10-16
Bun Feet	16-17
Mantle Columns	18-19
Interior Hardwood Columns	20-21
Small Spindles	22-23



Wood Balls page 6



RT3000



RB3001

Interior Spindles page 6-7




Post Tops Pages 8-9



Legs Pages 10-16




Bun Feet Pages 16-17



Mantle Columns pages 18-19



Small Spindles Pages 22-23



Hardwood Columns Pages 20-21

Custom Turnings



From one to infinity! We can duplicate your wood component or make your product from a sketch or CAD drawing. Flutes, reeds, ropes, twists, barley and many more custom details are standard for our machinery (see page 11). Any hardwood or softwood specie can be used in the manufacturing process. We can cost effectively manufacture one of a kind custom turnings from the smallest of parts up to 124" long and 15" in diameter. Our products are carefully processed to your specifications with a dedication to quality and service.

Some products that we have done custom designs include:

- Stair Balusters and Newels
- Spindles and Posts
- Bun Feet
- Kitchen Island Columns
- Legs- round and square tapered and more
- Lamp Components
- Bedposts
- Finials
- Garden Tool Handles
- Your Design- please call us with your specifications

Hardwood Specie Selection Chart





Interior


Turned Posts

Styles 43, 44, 45, 47, 49

Widths 1-5/8", 2-1/2" & 3-1/4"

Heights 3', 4', 5' & 6'

Our line of wood turned posts are offered in a full range of sizes from 36" to 96" (96" shown on next page) in five different designs and in three widths. All are made from stain grade poplar (mill option clear western hemlock) and are machine sanded. Each pattern is compatible with B&B's balcony rail (pictured on page 6). Sizes listed are stock. Call for pricing. For non-listed sized request a quotation.



43

44

45

47

49

Plantation

Divider Spindles

Plantation Style

Widths 2-1/4" & 2-3/4"

Height 4'

Currently stocked in Poplar.

Style	Size	L
D-43	1-5/8 x 1-5/8 X 36	\$
D-44	1-5/8 x 1-5/8 X 36	\$
D-45	1-5/8 x 1-5/8 X 36	\$
D-49	1-5/8 x 1-5/8 X 36	\$
D-43	1-5/8 x 1-5/8 X 48	\$
D-44	1-5/8 x 1-5/8 X 48	\$
D-45	1-5/8 x 1-5/8 X 48	\$
D-47	1-5/8 x 1-5/8 X 48	\$
D-43	1-5/8 x 1-5/8 X 60	\$
D-45	1-5/8 x 1-5/8 X 60	\$
D-49	1-5/8 x 1-5/8 X 60	\$

Style	Size
C-43	2-1/2 x 2-1/2 X 36
C-44	2-1/2 x 2-1/2 X 36
C-45	2-1/2 x 2-1/2 X 36
C-47	2-1/2 x 2-1/2 X 36
C-49	2-1/2 x 2-1/2 X 36
C-43	2-1/2 x 2-1/2 X 48
C-44	2-1/2 x 2-1/2 X 48
C-45	2-1/2 x 2-1/2 X 48
C-47	2-1/2 x 2-1/2 X 48
C-43	2-1/2 x 2-1/2 X 60
C-44	2-1/2 x 2-1/2 X 60
C-47	2-1/2 x 2-1/2 X 60
C-49	2-1/2 x 2-1/2 X 60
C-44	2-1/2 x 2-1/2 X 72

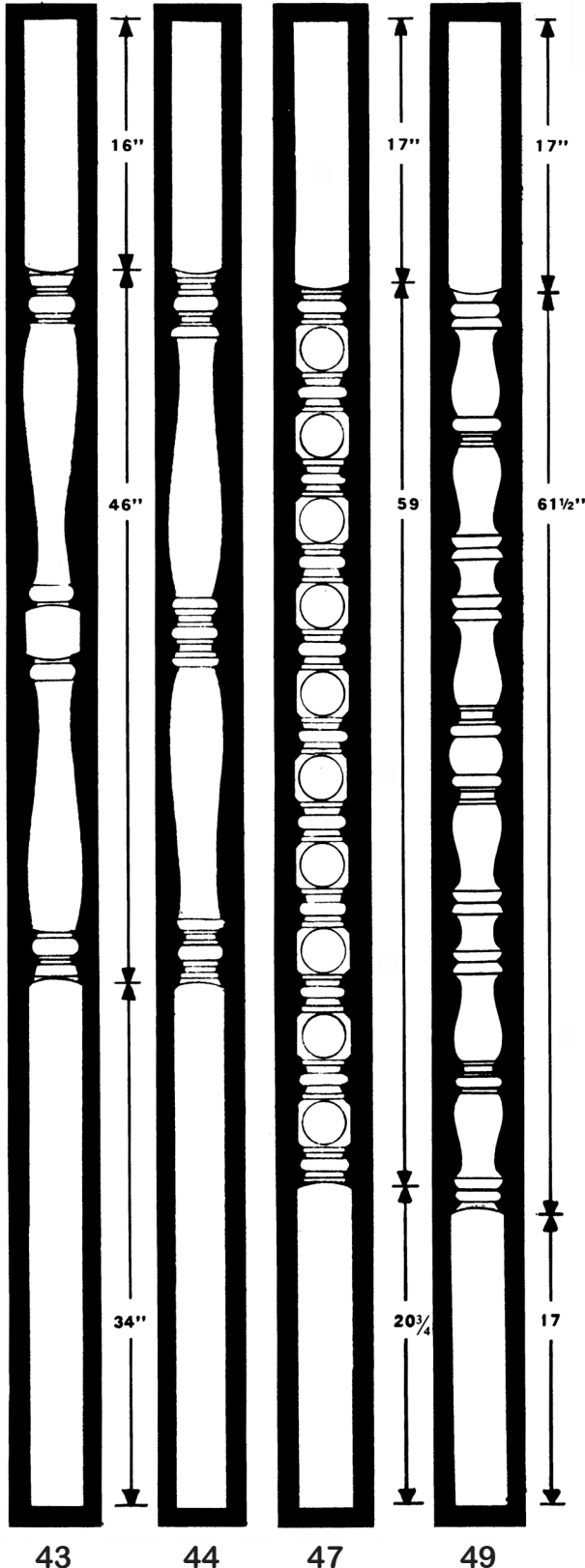
Style	Size
B-43	3-1/4 x 3-1/4 X 48
B-44	3-1/4 x 3-1/4 X 48
B-47	3-1/4 x 3-1/4 X 48
B-49	3-1/4 x 3-1/4 X 48
B-43	3-1/4 x 3-1/4 X 60
B-44	3-1/4 x 3-1/4 X 60
B-47	3-1/4 x 3-1/4 X 60
B-49	3-1/4 x 3-1/4 X 60
B-43	3-1/4 x 3-1/4 X 72
B-44	3-1/4 x 3-1/4 X 72
B-47	3-1/4 x 3-1/4 X 72
B-49	3-1/4 x 3-1/4 X 72
Plan2¼	2-1/4 x 2-1/4 X 48
Plan2¾	2-3/4 x 2-3/4 X 48



B&B Wood Products inc.

26301 Richmond Road, Bedford Hts, OH 44146-1488

(216) 292-6555 / (800)-362-9138 / Fax (216) 292-6584; E-mail: sales@bbwood.com



43

44

47

49

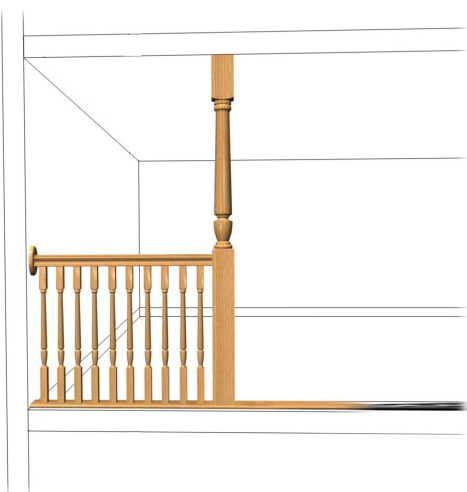
Interior 8 FT. TURNED POSTS STOCK

**AVAILABLE IN 2-1/2" & 3-1/4"
WIDTHS.**

**You may use stain, varnish or lacquer.
Painting and antiquing are easy.**

**Manufactured from Stain Grade Hemlock
(Mill Option Poplar)**

Style	Net Size
C-43	2-1/2" x 2-1/2" x 96"
C-44	2-1/2" x 2-1/2" x 96"
C-47	2-1/2" x 2-1/2" x 96"
B-44	3-1/4" x 3-1/4" x 96"
B-49	3-1/4" x 3-1/4" x 96"




Interior


8 FT. TURNED POSTS

Made to Order

Designed to compliment our StairTrends™ interior stair line these solid posts are 5½” wide and 96” high. See page 2 for specie choice. Posts have not been tested for load bearing.



Milling Options: For a complete list of milling options see page 11





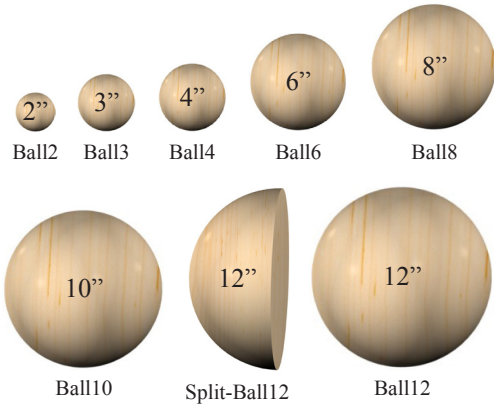
B&B Wood Products inc.

26301 Richmond Road, Bedford Hts, OH 44146-1488

(216) 292-6555 / (800)-362-9138 / Fax (216) 292-6584; E-mail: sales@bbwood.com

Wood Balls

Wood balls are available from a 2” diameter up to 14-3/4” diameter. Wood balls can be ordered split (must be ordered in pairs) or with a flat top and/or flat bottom. Hanger bolts or wood screws can be installed as an option.




Ball14.75 with 6” Flat Bottom

Interior Balusters and Rail

SPECIFICATIONS: “RT, RB” series rail are made from solid poplar. This rail is intended for interior use but may be used exterior if the rail is treated and painted PRIOR to installation and after all cutting has been done. Softwood Exterior wood rails are shown in section 9E.

“RT, RB” Rail is available up to 16’ (long lengths are subject to stock on hand)



Item	Width	Height	Plow
RT2000	2-3/8"	1-3/8"	1-5/8"
RB2001	2-3/8"	1"	1-5/8"
RT3000	3-1/8"	1-3/8"	2-1/2"
RB3001	3-1/4"	1"	2-1/2"
RT4000	4-3/8"	1-1/2"	none
RB4001	4-3/8"	1"	none

*Prices on 2000 and 3000 rails include fillet (not pictured).

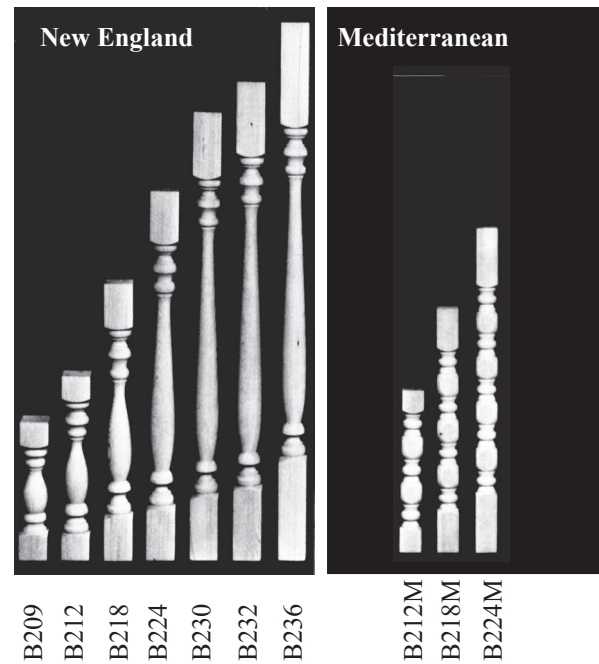
See StairTrends™
14S for a complete
selection of interior
stairparts

New England & Mediterranean Stock Balusters

SPECIFICATIONS:


New England balusters are stocked in Stain Grade Poplar.

Mediterranean (-M) series balusters are hemlock and may be used exterior if a wood preservative is applied prior to installation. Subject to availability.




B209 B212 B218 B224 B230 B232 B236 B212M B218M B224M


Item	Turning Length
B209	1-5/8" x 5 1/2"
B212	1-5/8" x 8 1/2"
B218	1-5/8" x 12"
B224	1-5/8" x 18"
B230	1-5/8" x 22"
B232	1-5/8" x 23"
B236	1-5/8" x 23"
B309	2-1/2" x 5 3/4"
B312	2-1/2" x 8 1/2"
B318	2-1/2" x 12"
B324	2-1/2" x 17"
B330	2-1/2" x 21"
B332	2-1/2" x 22"
B336	2-1/2" x 22"
B409	3-1/4" x 7 1/2"
B412	3-1/4" x 8 1/2"
B418	3-1/4" x 12"
B424	3-1/4" x 17"
B430	3-1/4" x 21"




B309 B312 B318 B324 B330 B332 B336



B309M B312M B318M B324M B330M B332M B336M



B409 B412 B418 B424 B430



B412M B418M B424M B430M

Post Tops - Hardwood Interior

Specify base diameter if ordering sizes other than listed. Dimensions are base width x widest width x height of turned area.

Available in all species shown on page 1 - Priced in 14S



PT9900
3/4" x 3/4" x 3/4"




PT9904
3/4" x 3/4" x 3/4"



PT9935
3/4" x 3/4" x 4/2"



PT9938
3/4" x 3/4" x 4/2"



PT9940
3/4" x 3/4" x 2-9/16"



PT9990
3" x 3/4" x 4/2"



PT99BY
3/4" x 3/4" x 3/4"



PT99AS
3/4" x 3/4" x 5-1/8"



PT99ES
3/4" x 3/4" x 5-1/8"



PT99HA
3-1/8" x 3/4" x 4-3/8"



PT99LM
3" x 3" x 2/2"



PT99ME
3/4" x 3/4" x 3/4"



PT99SS
2/2" x 3" x 3"



PT99WB
3" x 3" x 3"

Urethane Post Tops, Finials, Urns & more

Our Urethane Catalog is located in Section 9E



045100 Spire
6" x 32-1/4"




045600 Spire
8" x 56"



097000 Drop
16" x 16" x 14"



042100
3-1/4" Diam



043000
15" Ball



043100
Base for 430



044500
5" x 6-1/2"

044300
6" x 8"

040500
7" x 8-3/4"

044600
8" x 9-1/2"

040700

10" x 13-1/4"

040900

12" x 16"



039901
6-1/4" x 14"



039201
5" x 11-5/8"



040800
3-1/2" Base
4" Diam Ball



040201
8" x 20-1/2"

040301

5-1/4" x 11-1/4"

040401

6-1/4" x 15"



040001

4-1/2" x 9-5/8"

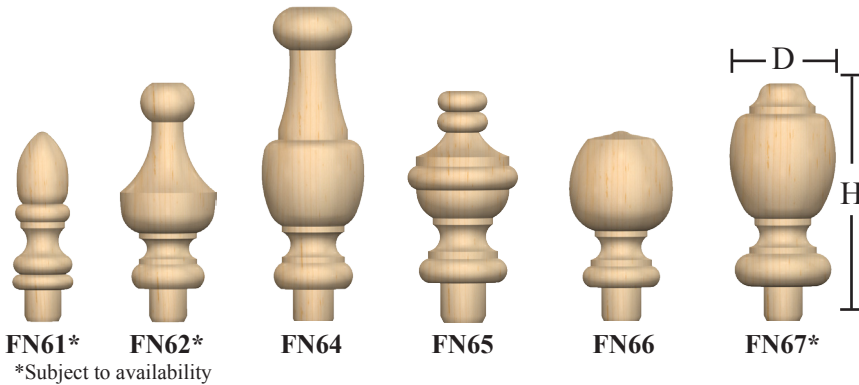
040101

4-3/4" x 11-3/4"

Stock Wood Post Tops & Finials

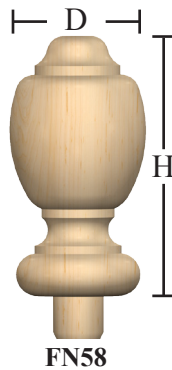
Finials:

60 Series have 1/2" dowel base. Mill option Alder/Maple/Hemlock



Item	Dimensions
FN61	D=7/8" H=2-5/8"
FN62	D=1-1/4" H=3-1/8"
FN64	D=1-3/8" H=4"
FN65	D=1-3/8" H=2-3/4"
FN66	D=1-3/8" H=2-1/2"
FN67	D=1-3/8" H=3"

50 Series have 3/4" dowel bases. Stain Grade Material.




Item	Dimensions
FN58	D=2-1/4" H=5-1/4"



Item	Dimensions	List
DP400	D=1/2" H=4"	Bag/4
DS250	5/16" x 2-1/2"	Bag/4
DS350	5/16" x 3-1/2"	Bag/4

Exterior Paint Grade Wood Post Tops: with 5/16" dowel screws. Priced in Section 9E page 28



Standard: PT30
Jumbo: PT31

PT33 shown
JT33

PT36 shown
JT36

PT37
PC35
PC512

ITEM	Width x Height
JT33	4-3/4" x 6-7/8"
JT36	4-3/4" x 7-3/4"

ITEM	Width x Height
PT30*	2-1/4" x 3-3/8"
PT31*	2-3/4" x 5-7/8"
PT33	2-3/4" x 4-1/2"
PT36*	2-3/4" x 6"
PT37	2-3/4" x 6"

ITEM	Width x Height
PC35	4-1/4" x 4-1/4"
PC512	5-1/2" x 5-1/2"

Images are computer generated. Actual product's graining and color will vary.



Economy Table Legs

Stain Grade

Each economy leg has an installed hanger bolt.

Turned from mill option alder/gum wood or similar hardwood.

*Items with an asterisk are subject to stock on hand.

No.	Net Size
*C4	1-3/4" x 4"
*C9	1-3/4" x 9"
C14	1-3/4" x 14"
C18	1-3/4" x 18"
*M9	1-3/4" x 9"
*M14	1-3/4" x 14"
*M18	1-3/4" x 18"
*M28	1-3/4" x 28"
R4	1-3/4" x 4"
*R9	1-3/4" x 9"
R14	1-3/4" x 14" (12" running change)
R18	1-3/4" x 18" (22" running change)
S4	1-3/4" x 4"
S9	1-3/4" x 9"
S14	1-3/4" x 14"
S18	1-3/4" x 18"
S28	1-3/4" x 28"
*T4	1-3/4" x 4"
*T9	1-3/4" x 9"
*T14	1-3/4" x 14"
*T18	1-3/4" x 18"
XLT4	2-1/4" x 4"
XLT14	2-1/4" x 14"
*XLT28	2-1/4" x 28"

Hardware

MPA	Mounting Plate Angle
MPS	Mounting Plate Straight

Classic
(C)



Mediterranean
(M)



Round
Tapered
(R)



Spanish
(S)



Traditional
(T)



Large
Traditional
(XLT)




Hardwood Table Legs & Kitchen Island Columns

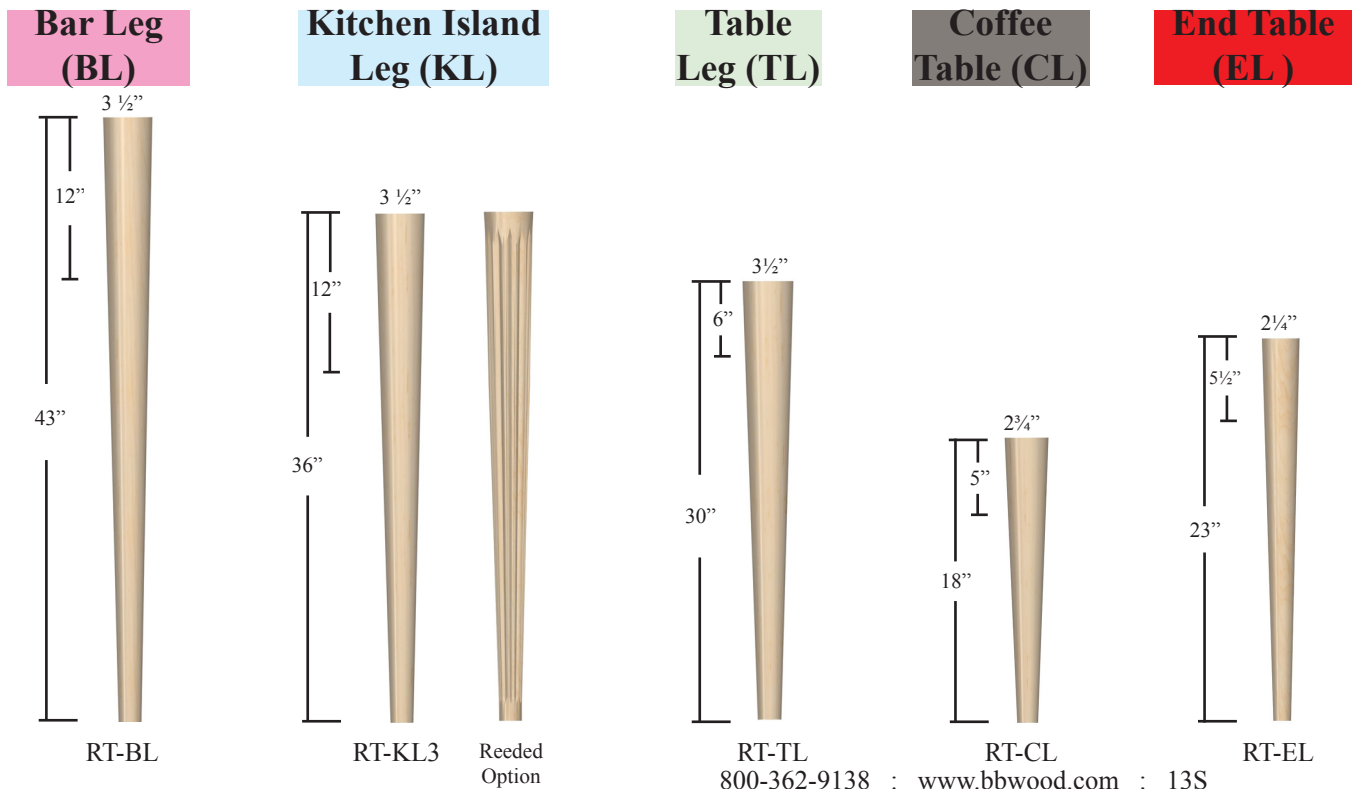
continued on pages 12-16; call for pricing

Options for the Hardwood Table Legs: see page 2 for hardwood species

- Legs with top blocks may have a rosette carved on any or all sides.
- No hardware is included. Options include hanger bolt, wood screw and/or leg glide.
- Splitting: Specify split in half or split on diagonal (note: dimension of leg will decrease by thickness of the saw cut and sanding). Not available on all legs. Split legs or columns sold in pairs only.
- Milling: Including twists, flutes, reeds and more - see below for options.



Round Tapered (RT)





B&B Wood Products inc.

26301 Richmond Road, Bedford Hts, OH 44146-1488

(216) 292-6555 / (800)-362-9138 / Fax (216) 292-6584; E-mail: sales@bbwood.com

Colonial (CO) Available in all Hardwood Species Listed on Page 2. Call for Pricing.

Bar Leg (BL)

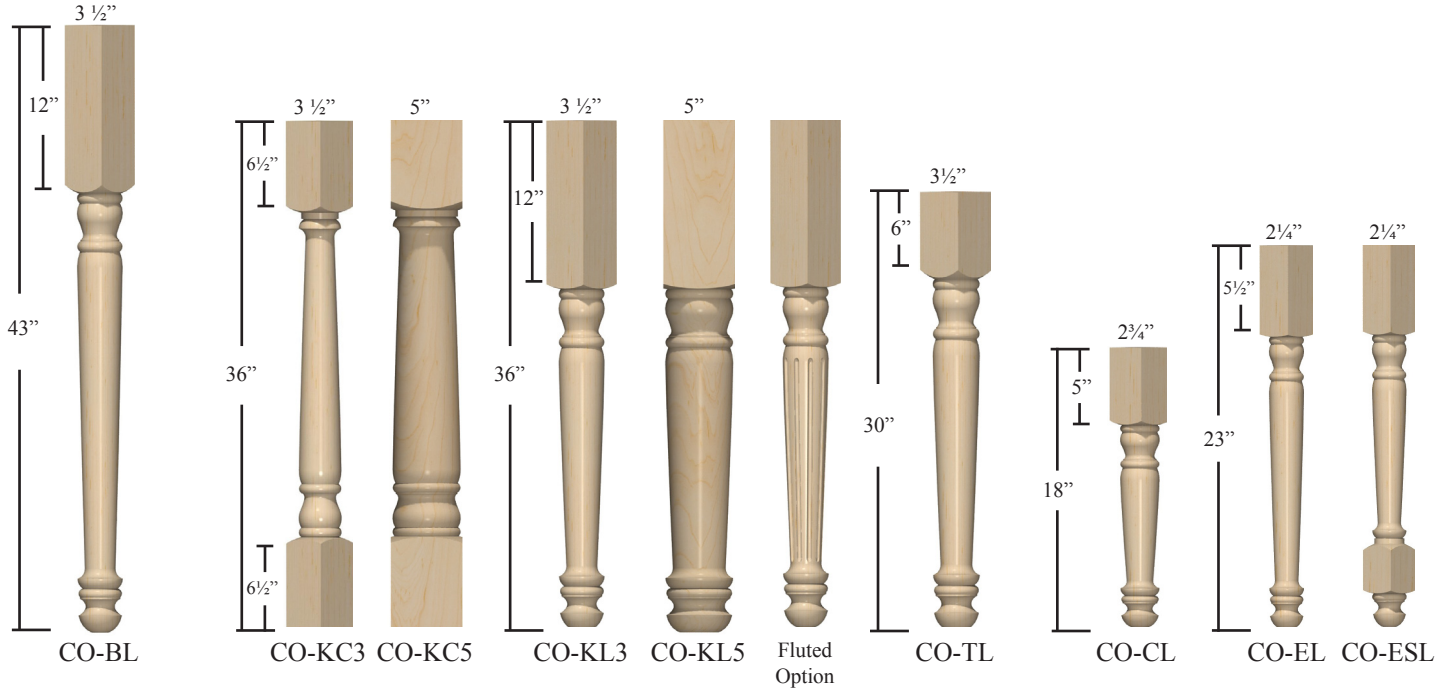
Kitchen Island Columns (KC)

Kitchen Island Leg (KL)

Table Leg (TL)

Coffee Table (CL)

End Table (EL & ESL)



Traditional (TR)

Bar Leg (BL)

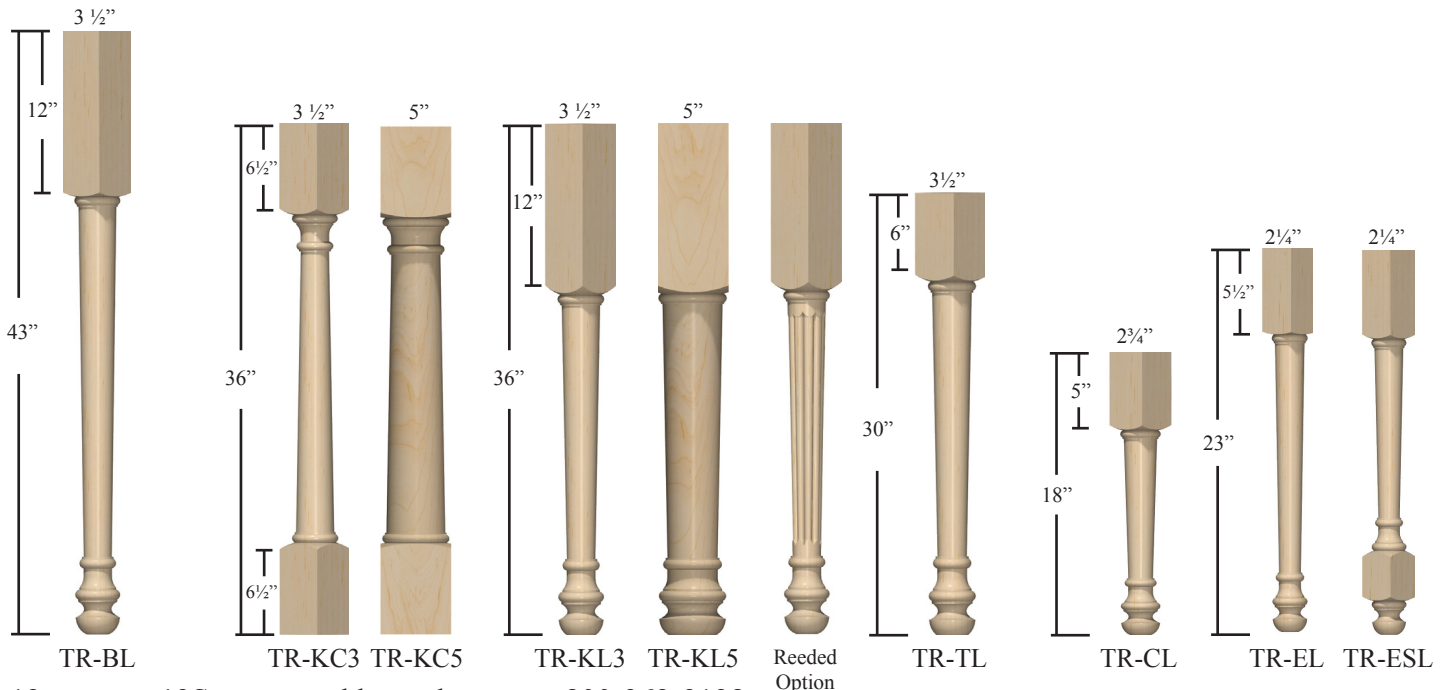
Kitchen Island Columns (KC)

Kitchen Island Leg (KL)

Table Leg (TL)

Coffee Leg (CL)

End Table (EL & ESL)





B&B Wood Products inc.

26301 Richmond Road, Bedford Hts, OH 44146-1488

(216) 292-6555 / (800)-362-9138 / Fax (216) 292-6584; E-mail: sales@bbwood.com

Malvern™ (MV) Available in all Hardwood Species Listed on Page 2. Call for Pricing.

Bar Leg (BL)	Kitchen Island Columns (KC)	Kitchen Island Leg (KL)	Table Leg (TL)	Coffee Table (CL)	End Table (EL & ESL)
MV-BL	MV-KC3 MV-KC5	MV-KL3 MV-KL5 Corkscrew Option	MV-TL	MV-CL	MV-EL MV-ESL

Tulliere™ (TU)

Bar Leg (BL)	Kitchen Island Columns (KC)	Kitchen Island Leg (KL)	Table Leg (TL)	Coffee Table (CL)	End Table (EL & ESL) challis
TU-BL	TU-KC3 TU-KC5	TU-KL3 TU-KL5 Barley2 Option	TU-TL	TU-CL	TU-EL TU-ESL



B&B Wood Products inc.

26301 Richmond Road, Bedford Hts, OH 44146-1488

(216) 292-6555 / (800)-362-9138 / Fax (216) 292-6584; E-mail: sales@bbwood.com

Hampton (HA) Available in all Hardwood Species Listed on Page 2. Call for Pricing.

Bar Leg (BL)

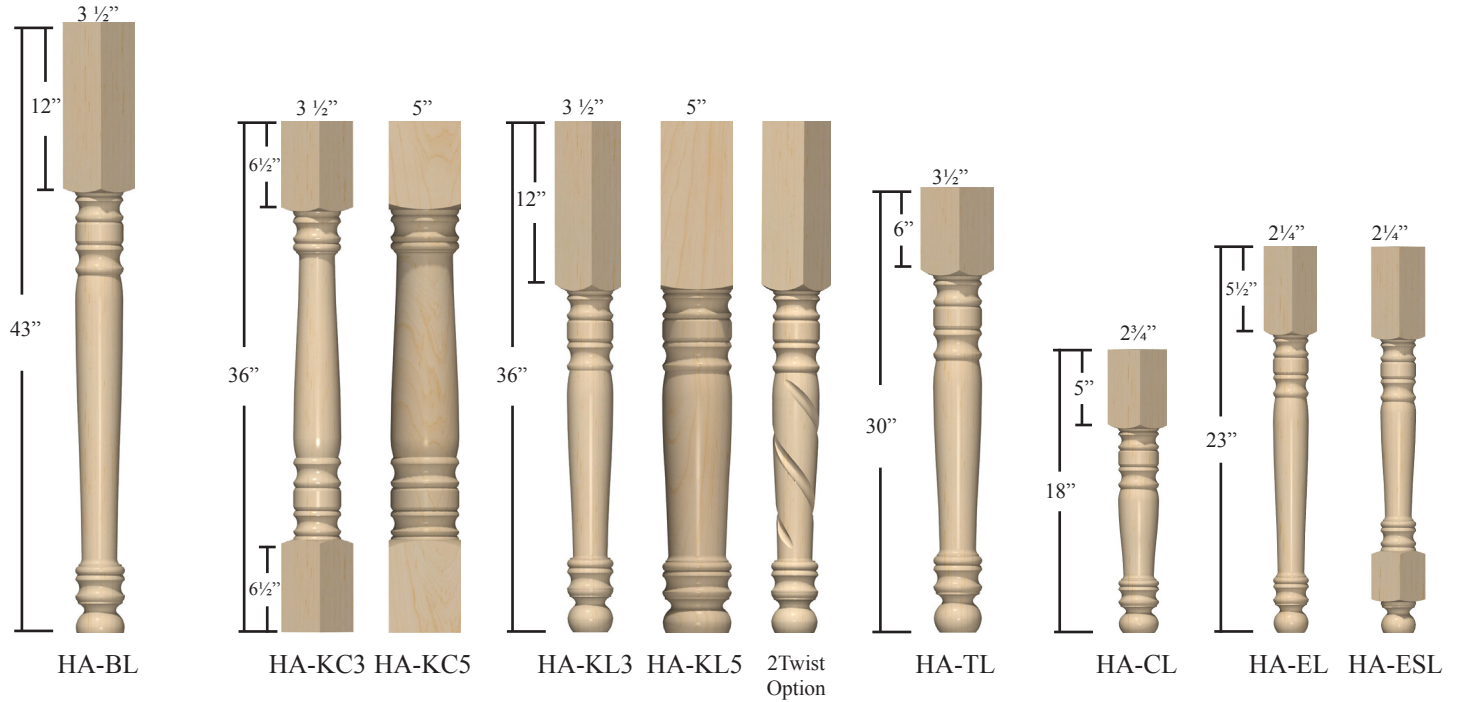
Kitchen Island Columns (KC)

Kitchen Island Leg (KL)

Table Leg (TL)

Coffee Table (CL)

End Table (EL & ESL)



Morning Glory™ (MG)

Bar Leg (BL)

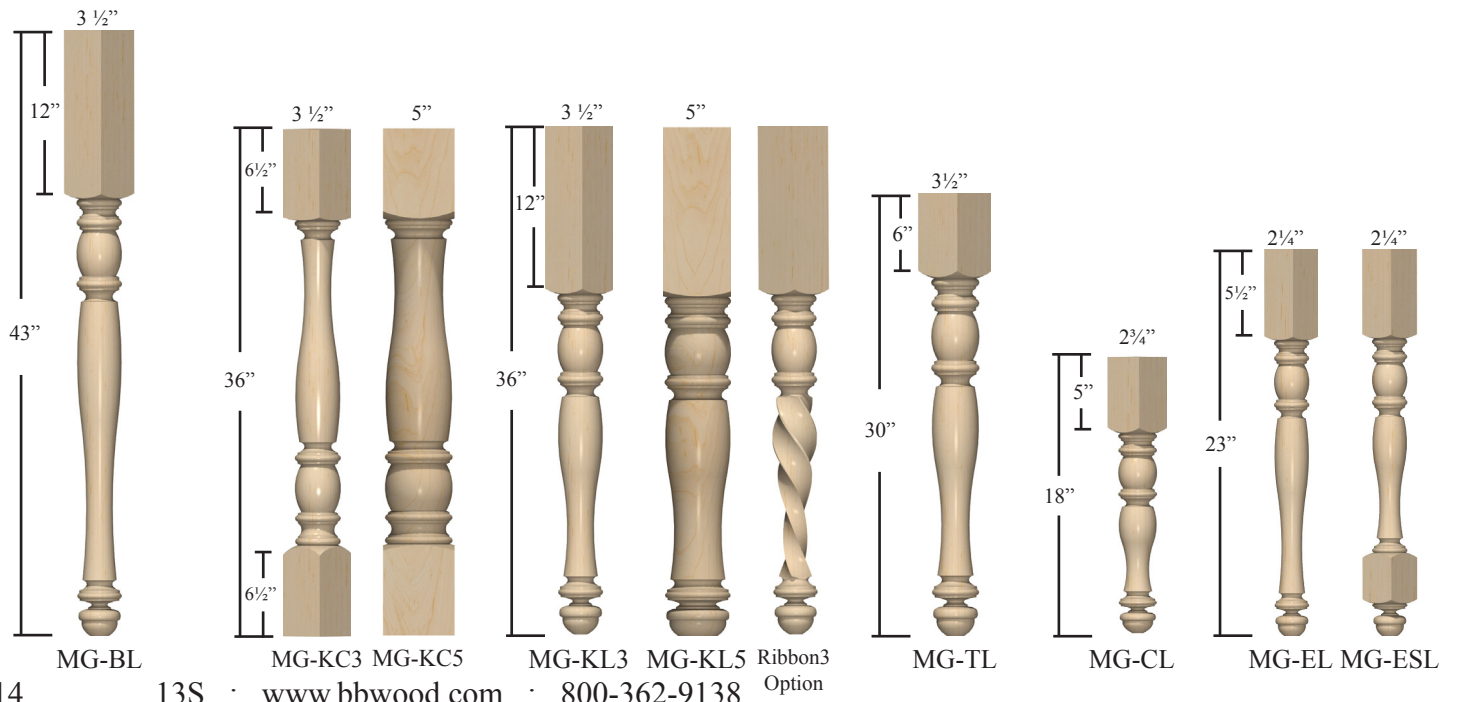
Kitchen Island Columns (KC)

Kitchen Island Leg (KL)

Table Leg (TL)

Coffee Table (CL)

End Table (EL & ESL)



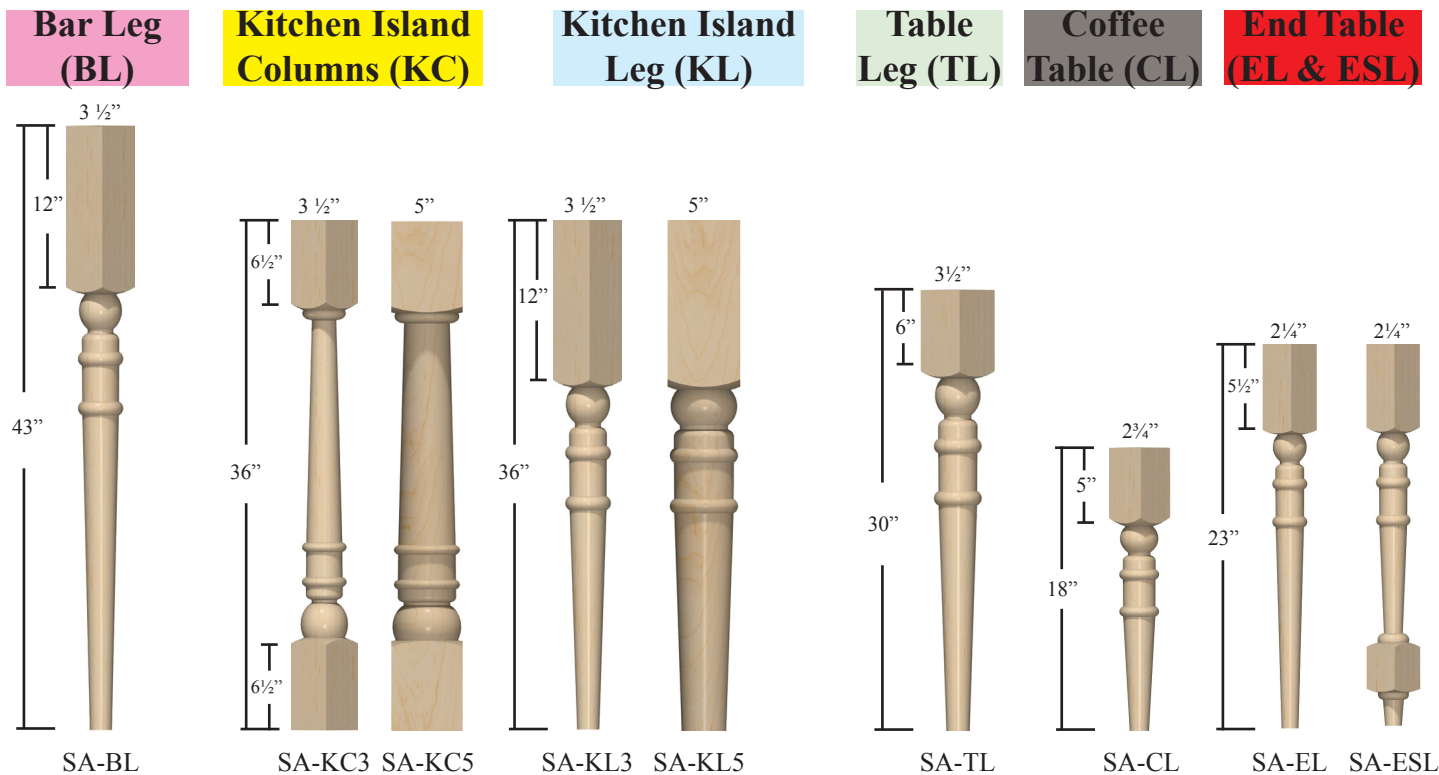


B&B Wood Products inc.

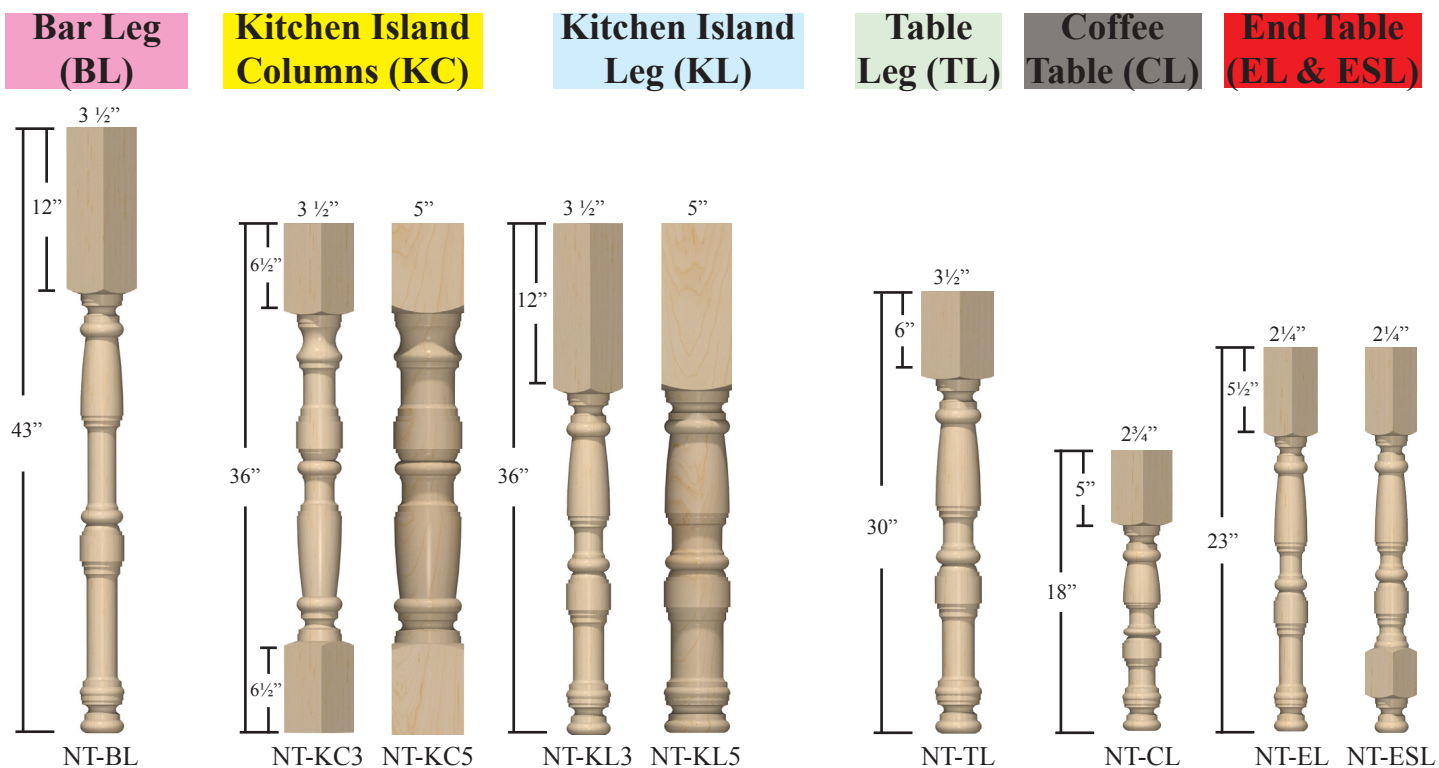
26301 Richmond Road, Bedford Hts, OH 44146-1488

(216) 292-6555 / (800)-362-9138 / Fax (216) 292-6584; E-mail: sales@bbwood.com

Saturn™ (SA) Available in all Hardwood Species Listed on Page 2. Call for Pricing.



Neptune™ (NT) As pictured: No additional milling options are available

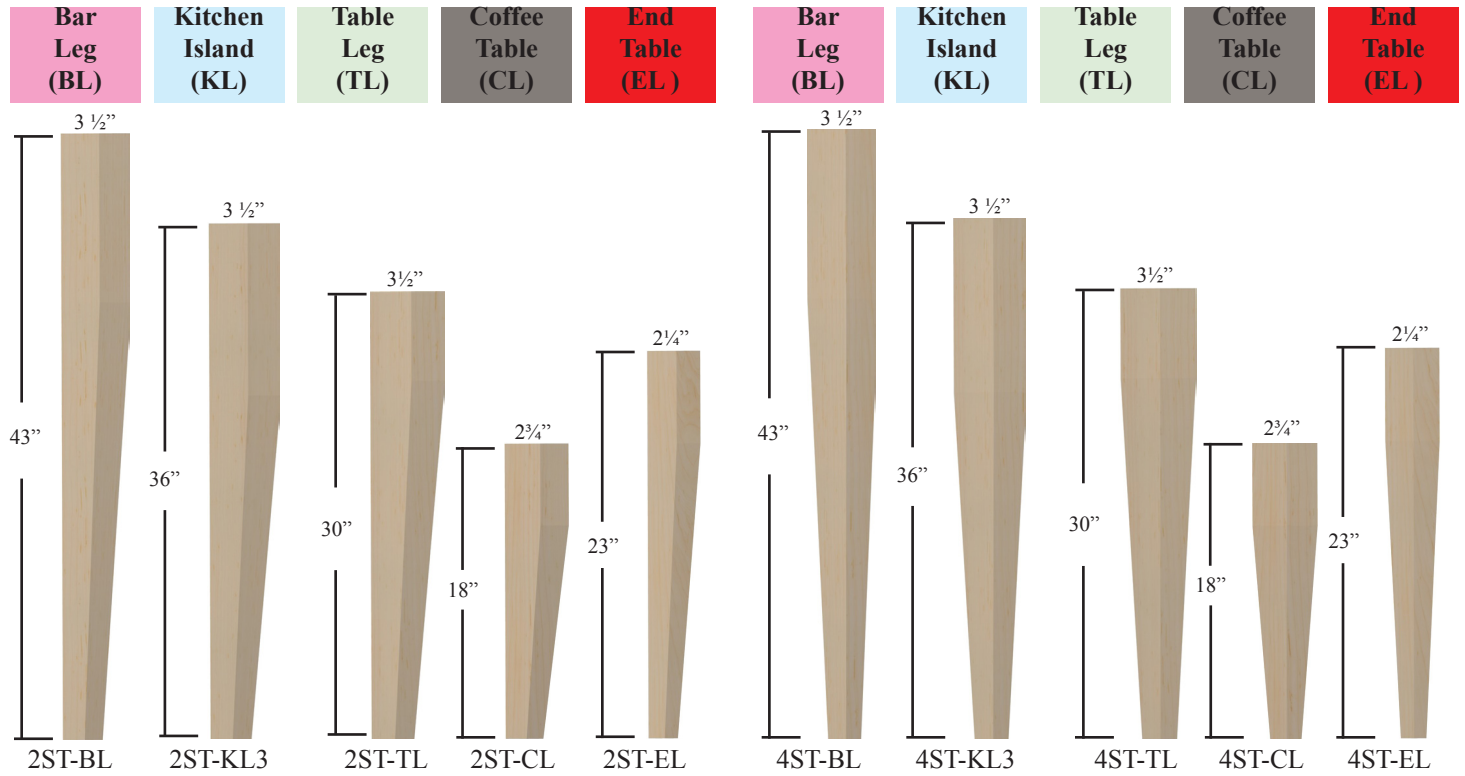


Square Tapered Legs

Available in all Hardwood Species Listed on Page 2. Call for Pricing.


2-Side Tapered (2ST)

4-Side Tapered (4ST)



Bun Feet

Stain-Grade Bun Feet for your cabinets and furniture: "FT" series sold in Maple & Cherry. Call for quote.



FT6290

3 3/4" dia. X 8"

FT6291

3 3/4" dia. X 8"

FT6292

FT6293

3 3/4" dia. x 4 1/2"

FT6294

FT6295

4 7/8" dia. X 5 3/8"



B&B Wood Products inc.

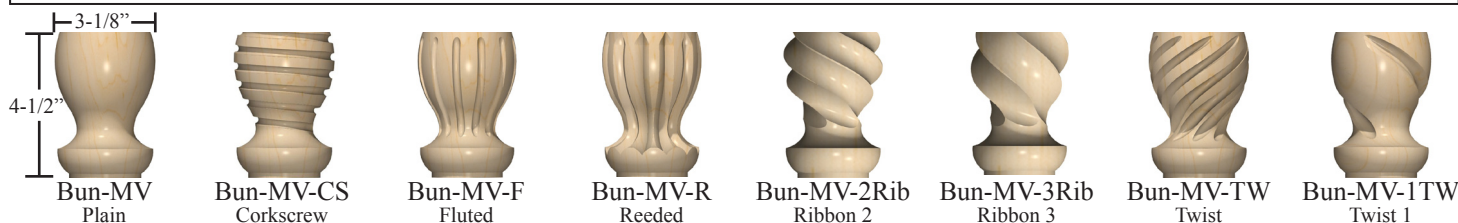
26301 Richmond Road, Bedford Hts, OH 44146-1488

(216) 292-6555 / (800)-362-9138 / Fax (216) 292-6584; E-mail: sales@bbwood.com


Bun Feet

Stain-Grade Bun Feet for your cabinets and furniture: See page 2 for species. Call for pricing.

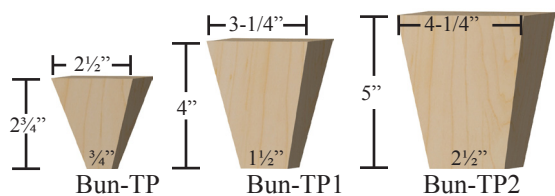
Malvern™ Series




Morning Glory™ Series



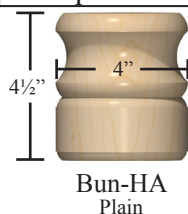
Tapered Series




Tulliere™ Series



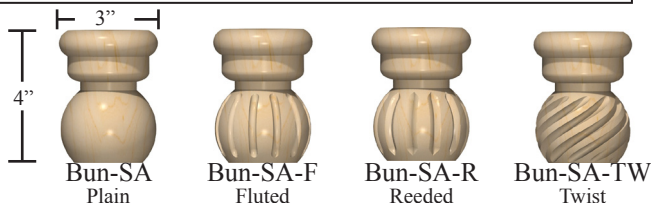
Hampton Series



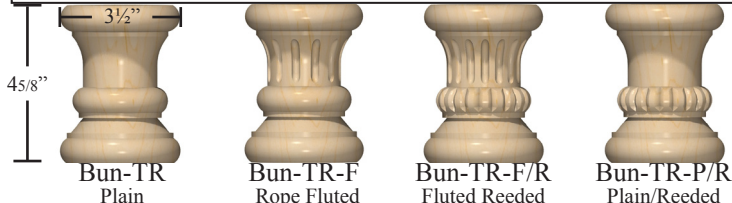
Colonial Series



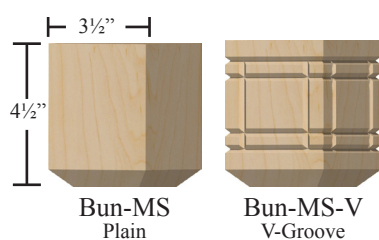
Saturn™ Series



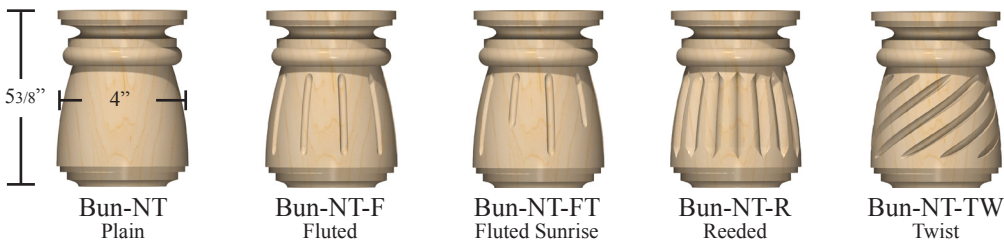
Traditional Series



Mission Series



Neptune™ Series



Fireplace & Mantle Columns


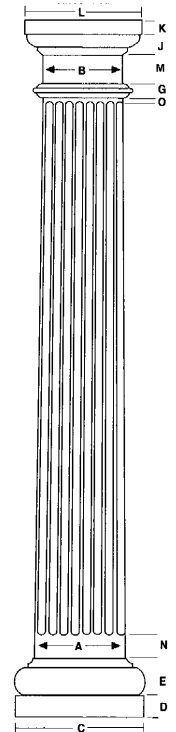
Two Standard Net Sizes: 3" & 4½" Diameters. 52" tall including cap & base

**HMC01 Available with or without Neck
Mould as Tapered or Non-Tapered.**

BUILD your own mantle with our Stain Grade mantle columns. Mantle columns are available in Stain Grade Hardwoods including: Primed, Poplar, Red Oak, Soft Maple, Hard Maple, Cherry, Brazilian Cherry, Alder, Beech, Hickory, Mahogany, Walnut and White Oak. Specify a tapered or non-tapered shaft. Tapered columns include one neck mould. Prices include standard cap and base. Specify Plain (P), Fluted (F), Reeded (R) Twist, Ribbon or Rope (see below) For additional milling options see page 11.



HMC01





HMC01 Tapered Specifications												
Size	A	B	C	D	E	G	J	K	L	M	N	O
3-1/2"	3"	2-13/16"	5"	1"	1-1/4"	5/16"	5/8"	1-1/8"	4-1/2"	1-1/4"	1/2"	5/16"
5"	4-1/2"	3-7/8"	6-1/2"	1"	1-1/4"	5/16"	5/8"	1-1/8"	4-1/2"	1-1/4"	1/2"	5/16"

Specifications are subject to change.

Custom Mantle Columns

If you have seen it in a magazine or in a century home we can produce it for you! Below are a few design ideas.




Round Fireplace & Mantle Columns


Designed to match StairTrends® Balusters

All Designs are 52" Tall (shaft) - 4-1/2" Diameter

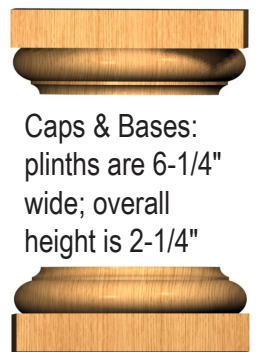
Designs pictured (except CW) with round top & bottom of shaft. For Square top and bottom specify "-SQBT".



BY CW ME ME-1Tw-PB MV MV-2Rib MV-2Twist SS SS-1Rib SS-1Bar



Caps & Bases*



Caps & Bases:
plinths are 6-1/4"
wide; overall
height is 2-1/4"

*Caps and bases
are available for all
designs except the
CW style.

TS TS-Reed TS-RT1 WB WB-Open Twist WB-2Bar WB-2Rib WB-3Rib

B&B Wood Products inc.

26301 Richmond Road, Bedford Hts, OH 44146-1488

(216) 292-6555 / (800)-362-9138 / Fax (216) 292-6584; E-mail: sales@bbwood.com

Stain Grade Interior *Decorative* Round Wood Columns

See page 2 for available Hardwood Species. Call for pricing.

Columns pictured as 7-1/2" X 96" with Tuscan Cap and Attic Base (shipped loose). Tuscan bases are available.



Neptune™	Malvern™ Options Pictured Ribbon Twist	Tulliere™ Options Pictured Rope Twist on Shaft. Flute on Urn.	Morning Glory™ Options Pictured Corkscrew	Hampton Options Pictured Barley 2	Hampton Options Pictured Rope Twist	Colonial Options Pictured Reeded	Saturn™ Options Pictured Fluted Sun- burst	Traditional Options Pictured Fluted
----------	---	--	---	--	--	---	--	--

Available in net shaft diameters of 5-1/2", 7-1/2" and 9-1/2".

5-1/2" D available in heights (including cap and base) 6', 7' & 8'

7-1/2" D available in heights (including cap and base) 6', 7', 8', 9' & 10'

9-1/2" D available in height of (including cap and base) 6'

In between heights can be quoted.

These columns are made from solid blanks with face and edge grain.

Our standard Stain Grade Interior Columns have not been tested for load-bearing capacity.

B&B Wood Products inc.

26301 Richmond Road, Bedford Hts, OH 44146-1488

(216) 292-6555 / (800)-362-9138 / Fax (216) 292-6584; E-mail: sales@bbwood.com

Stain Grade Interior Wood Columns Round & Square Plain & Fluted Taper & Non-Taper

Available in :

- Red Oak
- Redwood
- Hickory
- Walnut
- Mahogany
- Cherry
- Maple
- Poplar

Call for quotation on these and
other species from page 2.

Plain

Our standard Stain Grade Interior Columns have not been tested for load-bearing capacity.

Fluted (F)

Custom Designs are our specialty! A few examples of our turning capabilities are shown. Send us your picture for a column that is unique to your home.



Reeded
(R)



Twist
(TW)




Ribbon
(RIB)



Rope Twist
(RT)



Rope Twist-1
(RT1)



CorkScrew
(CS)




B&B Wood Products inc.

26301 Richmond Road, Bedford Hts, OH 44146-1488

(216) 292-6555 / (800)-362-9138 / Fax (216) 292-6584; E-mail: sales@bbwood.com

TURNED SPINDLES

Items with "K" suffix are Red Oak; all others are Alder mill option hard maple



101	2"
101K	2" Red Oak
*102	2"
*103	3"
107	7"
107K	7" Red Oak
*111	11"
204-11	11"
201-18	18"
*203-18	18"
205-18	18"
201-24	24"
*203-24	24"
204-24	24"

*Subject to availability

Specifications:

Dowel Sizes: #101-103 = 3/8" dowel
 #107-205 = 1/2" dowel
 #602 = 3/4" dowel

Thickness: #107 to 204-11 = 7/8"
 #203-18 to 602-31 = 1-1/4"

Assembled GALLEY RAILS



2-1/2" High

GA709	9" Prov
GA718	18" Prov
GA724	24" Prov
GA736	36" Prov
GA748	48" Prov
GA760	60" Prov
GA772	72" Prov
*GA909	9" Spanish
*GA924	24" Spanish
*GA936	36" Spanish
*GA948	48" Spanish
*GA960	60" Spanish

*Subject to availability



B&B Wood Products inc.

26301 Richmond Road, Bedford Hts, OH 44146-1488

(216) 292-6555 / (800)-362-9138 / Fax (216) 292-6584; E-mail: sales@bbwood.com

Connector - Spindles

Build your own book or plant stand using your shelf and our spindles!

ALDER HARDWOOD - Call for Pricing

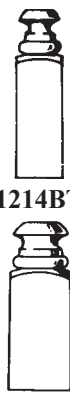
To complete your project order 4 (BT) bottom blocks to sit on the floor. Purchase a shelf and drill four holes (one in each corner). Order 4 spindles, install another shelf, repeat process for as many shelves as you want and finish your unit with 4 finials. Don't forget to order the dowels screws.

Style No.	Net Finish Dimensions
PROVINCIAL	
1214-16	1-5/8" x 16"
1214-BT	1-3/4" x 7"
1316-BT	2-1/2" x 7"
EARLY AMERICAN	
EAC-12	1-5/8" x 12"
EAC-15	1-5/8" x 15"
EAC-BT	1-3/4" x 7"
SPANISH	
1417-16	3-1/4" x 16"
TWIST ROPE	
1219-16	1-5/8" x 16"
1419-12	2-1/8" x 12"
1419-16	2-1/8" x 16"
1219-BT	1-3/4" x 7"
CONNECTORS	
CS-2	1-1/2" x 5/8"
1474-C	3-1/4" x 7"
FINIALS	
339-F	2-1/4" x 3-1/2"
PC-F	1-5/8" x 2-1/2"
DOWEL SCREWS - STEEL	
250-DS	5/16" x 2-1/2"
350-DS	5/16" x 3-1/2"

PROVINCIAL



1214-16



1214BT

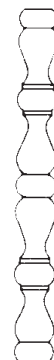


1316BT

EARLY AMERICAN



EAC-12



EAC-15



EAC-BT

SPANISH



1417-16

TWIST ROPE



1219-16



1419-12
1419-16



1219BT

Miscellaneous



1474C



339-F



PC-F



CS-2



DS250, DS350